

space.pro^o
HARDWARE

CLASSIC

Door Hardware





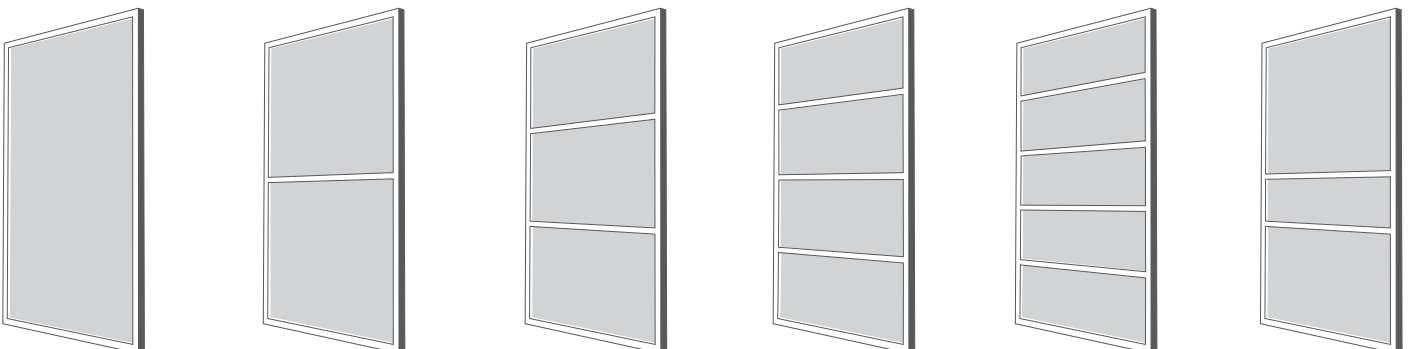
Produce great looking, versatile & quality sliding doors with Spacepro steel hardware. We have everything you need to make doors you'll be proud to sell.

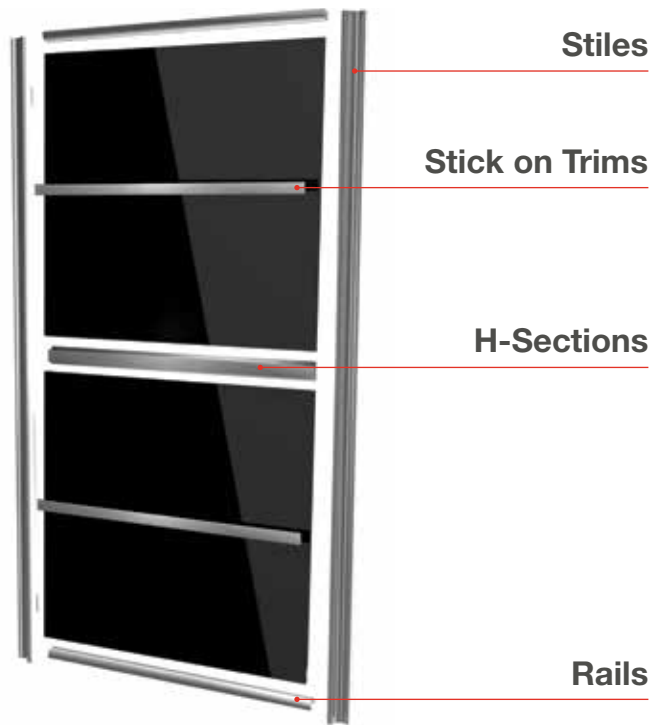
Spacepro's most popular profile, the Classic range combines choice and ease of assembly. With a concave rounded shape for comfortable door opening and closing, the Classic profile will meet the demands of your customers, whether it's a traditional or more contemporary style they prefer.

Key features:

- Wide range of wood effect and unicolour frame finishes available
- Easy and quick to assemble
- A range of top guides and bottom wheels to choose from
- A range of installation accessories available to finish the job

Door suggestions...





Door Components

Stile

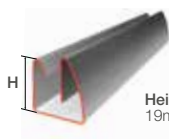
4mm 00-3037-2438-XX
8mm 00-3087-2438-XX



Width
35mm
Depth
30mm

Rail

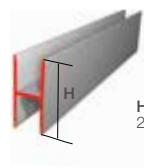
4mm 00-4058-2438-XX
8mm 00-4078-2438-XX



Height
19mm

H-Section

4mm 00-2704-2438-XX
8mm 00-2708-2438-XX



Height
25mm

Running Gear

Top Guide
00-4020-CH



Top Wheel
00-5023-CH



Top Wheel
(For use with soft close)
00-2848-8-CH



Bottom Wheel
30kg 00-4264Y-030ZGY-CH
50kg 00-4264Y-050ZGY-CH

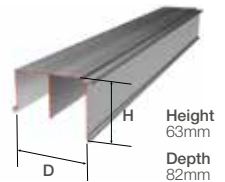


Bottom Wheel
00-3228-050ZBK



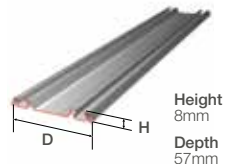
Tracks

Double Channel Top Track
00-1656-5004-XX



Height
63mm
Depth
82mm

Double Channel Bottom Track
00-2044X-5004-XX



Height
8mm
Depth
57mm

Soft Close

30kg USC-030
50kg USC-050

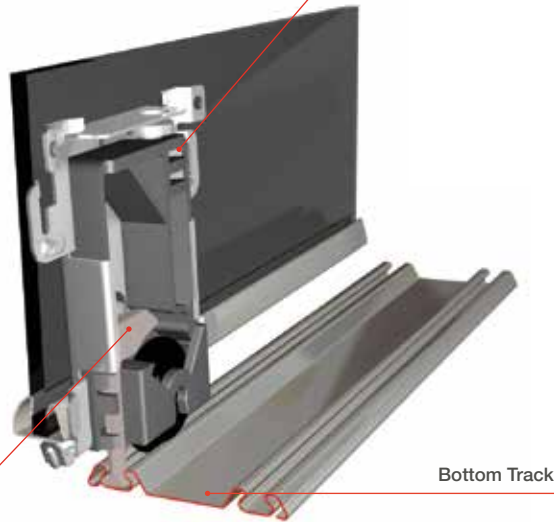


CLASSIC

Door Installation

Top tracks are also compatible with single sided soft close.

Bottom Guide/Wheel



Anti-Jump Flag

Bottom Track

Top Track



Top Guide/Wheel

Door Installation Order



Technical Information

Calculating doors and overlap widths.

Sliding Door Overlap	35mm
Door Height	Opening height minus 54mm (track & wheel allowance)
Door Width (for sliding doors)	$\frac{\text{Opening width} + (\text{Number of overlaps} \times \text{Overlap length})}{\text{Number of doors}}$
Stile Length	Door height minus 2mm
Rails & H-Section Lengths	Finished door width minus 2 x overlap
Panel Height (1 Panel)	Door height minus 2mm
Panel Height (Multi Panel)	Panel height divided by the quantity minus 1mm for each break
Panel Width	Finished door width minus 2mm

Door configurator can be provided on request.

Ask your Spacepro account manager for information about notching tools.


Visit spaceprohardware.com for more information

CLASSIC



Finishes available to Classic Doors

- WT** White
- LG** Light Grey
- SG** Stone Grey
- NC** Cashmere
- NI** Nickel
- GR** Graphite
- SC** Silver
- PB** Black
- OK** Lancaster Oak
- WC** Platinum White



space·pro^o
HARDWARE

CLEVER STORAGE...
FOR ANY ROOM,
IN ANY HOME

CLASSIC
Door Hardware

spaceprohardware.com

Home Decor GB Ltd
Innovation Way, Woodhouse Mill, Sheffield, S13 9AD. UK
+44 (0) 114 293 3000

HD_SPH_04.21